



# Happy holidays

CLASS - UKG  
2025-26





# DAV Rohini Sector -7

HOLIDAY HOMEWORK (2025-2026)

## SUMMER HOLIDAYS HOMEWORK

CLASS :- UKG

Dear Parents ,

Summer Vacation is a long awaited time to rejoice and relax for all children. It is an ideal opportunity for the parents spend quality time with their children and helping them discover their hidden potential , realize their talents and boost their self esteem.

☐ Vacation gives children a chance to relax. Besides relaxing , there should be a healthy balance of play and work. Engage them with constructive and creative work , this will surely enhance their confidence.

☐ Encourage your child to eat healthy food.

☐ Take your child for out for fun. Try to spend quality time with him/her to build an strong and everlasting bond.

☐ Ensure that your child completes his/her homework neatly. ☐

Help your child develop good habits.

☐ Recite a story to your child and ask him/ her to narrate it.

☐ Converse with your child in English.

So spend these holidays creating an environment filled with fun , frolic , learning & education.

☐ Help your child make an attractive handmade folder with Pastel sheet  
Decorate it and compile all the homework in it.

☐ Learn five lines on your family.

☐

☐



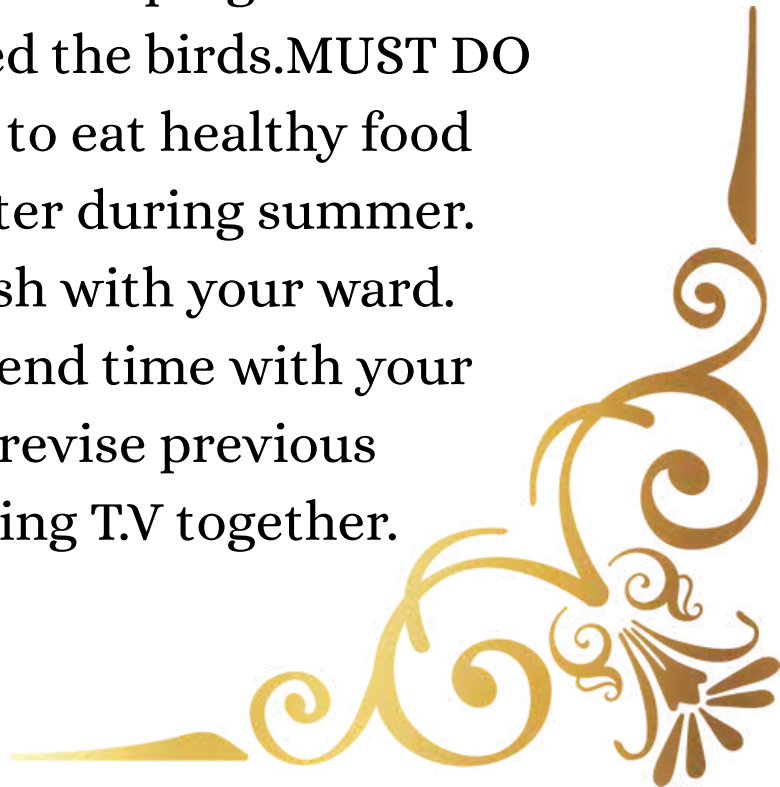


## HOW INDEPENDENT CAN I BECOME?

Make your child more independent by teaching them various activities like-

- \*Buttoning and unbuttoning the shirt.
- \*Learning to wear shoes and socks.
- \*Learning how to zip their school bag and their uniform (shorts).
- \*Sorting and pairing household items.
- \*Folding clothes and mats.

## EVERYDAY ACTIVITIES

- \*Get up early in the morning and watch the rising sun.
  - \*Enjoy the fresh air. Take a deep breath and do breathing exercises.
  - \*Listen the bird chirping.
  - \*Water the plants and feed the birds.**MUST DO**
    - \*Encourage your child to eat healthy food and drink plenty of water during summer.
    - \*Try to speak in English with your ward.
    - \*Create a routine to spend time with your ward and play and revise previous concepts and watching T.V together.
- 



# CULTIVATE MANNERS

Remember the 4 magic words?

PLEASE

THANK  
YOU

SORRY

EXCUSE  
ME

Make these a part of your personality and use them with Mom, Dad , family and friends.

*Match the magic word*

*Please*

*Thank you*

*Excuse me*

*I am Sorry*




*Asking forgiveness*

*Asking for permission*

*Asking for favour*

*For helping*

Write the initial sound of each word:-



a t



e n



o g



i p



o t



a t



a p



e t




u g

Fill in the last sound in the words:-




ma



pa



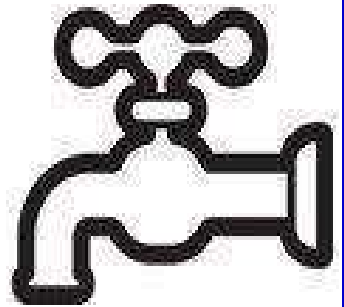
ju



lo



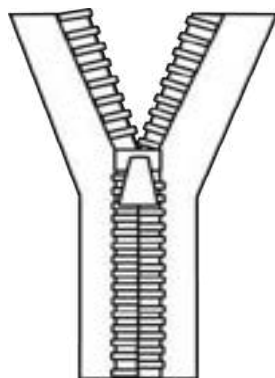
di




ta



Tw



Z




Pe

---

Draw a line from each word on the left to the rhyming word on the right:-


bag



yum



beg



fin



fog



keg



tin



dog



tag







mum






Colour the words that match the word family:-











Fill the missing number & colour it.





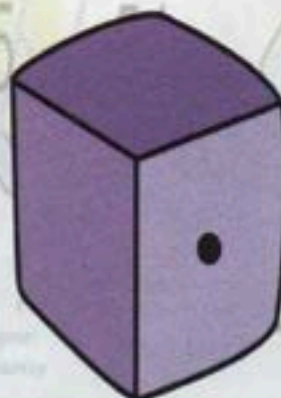



What comes  
after








# Activity Time

Count and write the numbers in the space given.






Count & Write




# Activity Time

Join the dots and colour:-



# ACTIVITY TIME

Draw a line to match the objects which go together.






# CIRCLE THE BIGGER

Circle the Bigger object in each group.



KIDPID.COM




# FRUITS

Draw and colour the fruits of your choice in the below given boxes.


# Tall and Short

Observe the given sets of picture. Circle the one that is **TALLER** in each set.





## Vegetables

Colour the pictures of vegetables and learn their names.





BOY

GIRL

## MY BODY

Follow the instructions given below for colouring the picture.

### BOY

Colour his hands ,neck,face & legs peach.

Colour his T-shirt Green.

Colour his shorts Blue.

Colour his hair black.

Colour his shoes Green.

### GIRL

Colour her hands ,neck,face & legs peach.

Colour her frock Red.

Colour her hair Brown.


Colour her socks Yellow and her shoes Red.



# LONG VS SHORT



Direction: Look at the things in each box,  
and circle the one that is long.




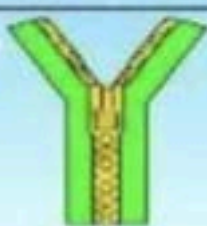





14 01 28

## ENGLISH HOLIDAYS HOMEWORK

Q. Circle the correct letter related to the given picture.

	<b>T</b>	<b>R</b>	<b>S</b>
	<b>D</b>	<b>E</b>	<b>P</b>
	<b>K</b>	<b>H</b>	<b>V</b>
	<b>Z</b>	<b>A</b>	<b>R</b>
	<b>P</b>	<b>M</b>	<b>O</b>

TRACE THE MIDDLE SOUND AND  
COMPLETE THE WORD.



bag



cat



jam




cap



tap




map




# ALL ABOUT ME



My Name is:


  

This is a Picture of Me


I am \_\_\_\_\_ years old

My Birthday Is:



My Favorite Color is:

\_\_\_\_\_



I love to eat:

\_\_\_\_\_



My Favorite Activities:



\_\_\_\_\_

\_\_\_\_\_

\_\_\_\_\_

\_\_\_\_\_



LOOK AT THE PICTURE AND FILL IN THE  
BLANKS TO COMPLETE THE WORDS.



c \_ t

c \_ p

p \_ d

m \_ d




c \_ b

v \_ n

r \_ g

b \_ g



t \_ g

j \_ m

m \_ p

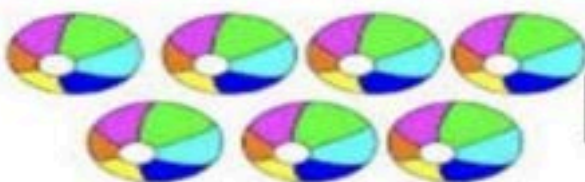

h \_ t










# MATHS

## MORE AND LESS

Tick (✓) the group which has MORE number of objects



☐☐☐☐☐☐☐☐

चित्रों के नाम का पहला अक्षर चुनिए :





Circle the object in each row, that has a different colour in each row.





Keep all the worksheet in a hand - made folder



# Art

Make a poster of a colourful  
balloon seller on A4 size  
drawing sheet



# PROJECT-1-ENGLISH

**Make flash cards of 5  
vowel sounds given below  
a,e,i,o,u**

- 1 . Instructions to make the flash cards in size 4”x6” and the picture should be clear and colorful (hand made or printout) and must be laminated
2. Write the name of the object below the picture
3. Make five flash cards as instructed below  
Girls will make flash cards for vowel sound ‘a’ ‘e’  
Boys will make flash card for vowel sound ‘i’ ‘ o’ ‘u’
- 4 .Send the flash card to school after the vacation in a properly labelled zip lock pack.

# Project-2-Hindi

दो अक्षर के दिए गए शब्दों से किन्हीं पाँच शब्दों को फ़्लैश कार्ड बनाए ।

कार्ड 4"6" का हो

चित्र स्पष्ट एवं रंगीन

कार्ड पर दो अक्षर का शब्द सफ़ाई से लिखा हो

और कार्ड को लैमिनेट करके बच्चों का नाम लिख कर एक लिफ़ाफ़े में भेजें

लड़कियाँ दो अक्षर के निम्न शब्दों में से कोई पाँच फ़्लैश कार्ड बनाएंगी

उदाहरण :-

फल ,घर ,बस ,रथ ,हल ,गज ,जग ,धन, वन , नल

खत,मग,जल,छत, टब,फन ,चल,धन,घर

लड़के तीन अक्षर के निम्न शब्दों में से कोई पाँच फ़्लैश कार्ड बनाएंगे

उदाहरण :-

मटर , बतख, मगर, शहद , कमल , बटन ,कलश, मगर, नयन ,

नमक, महल , रबड़, हवन, ऐनक, नहर , भगत



